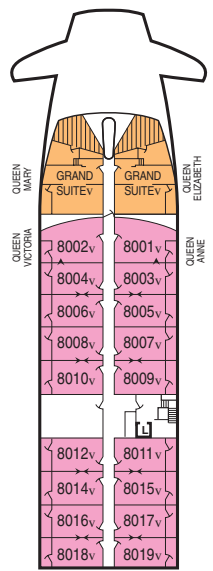


▼ SIGNAL DECK ▼



QUEENS GRILL

- Q1 Grand Suites
- QS Suites
- Q2 Luxury
- Q3 Ultra Deluxe
- Q4 Ultra Deluxe
- QG Ultra Deluxe

PRINCESS GRILL

- P1 Ultra Deluxe
- P2 Ultra Deluxe
- P3 Deluxe
- P4 Deluxe
- PG Deluxe

CARONIA

- C1 Deluxe
- C2 Outside
- C3 Outside
- C4 Outside
- C5 Outside
- C6 Outside
- CA Outside

MAURETANIA

- M1 Outside
- M2 Outside
- M3 Outside
- M0 Outside
- M4 Inside
- M5 Inside
- M6 Inside
- M7 Inside
- M1 Inside

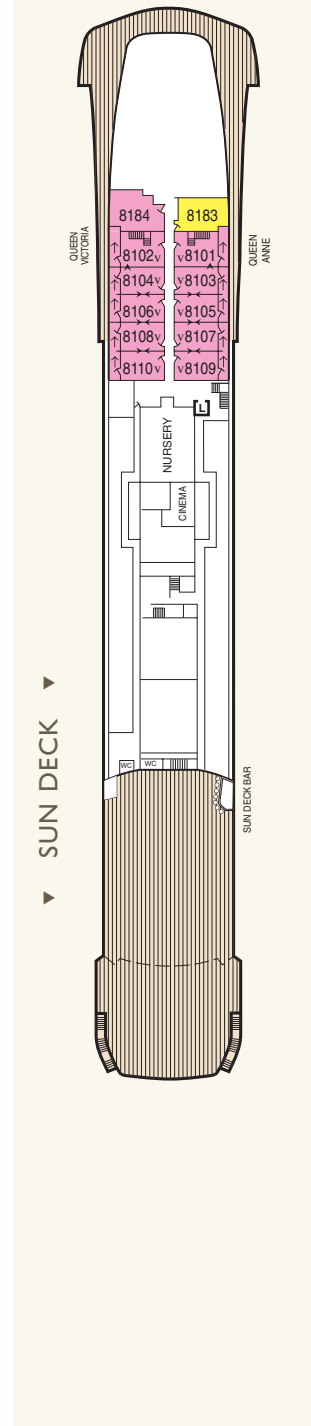
QUEEN ELIZABETH 2

Entered Service: 1969 (Refit 2004)
 Country of Registry: Great Britain
 Speed: 25-28.5 knots (max 32.5)
 Gross Tonnage: 70,327 tons
 Guest Capacity: 1,791
 Length: 963 feet
 Width: 105 feet
 Draft: 32 feet

- ↔ Connecting cabins
- ⊥ Lift
- ↑ Sun Deck cabins have partially obstructed views
- ∨ Verandah
- * Room contains 3 lower beds
- Room contains 3 lower beds, one upper berth

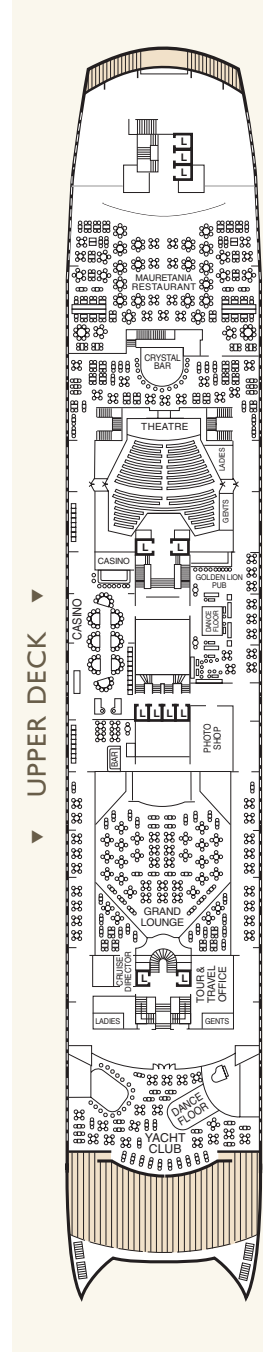
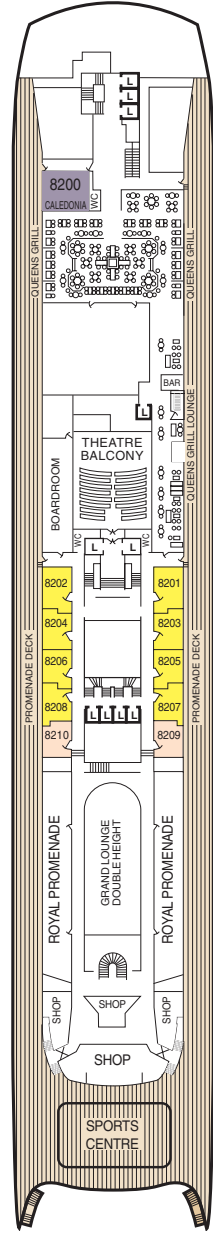
- † Room contains 2 lower beds, one upper berth
- > Room contains 2 lower beds, two upper berths
- > Second bed is a convertible sofa
- Indicates shower only; all other cabins have a bath and a shower
- ▲ Wheelchair accessible

Ship deck plans and staterooms are for illustration purposes only. Actual staterooms may vary, decks are not to scale.

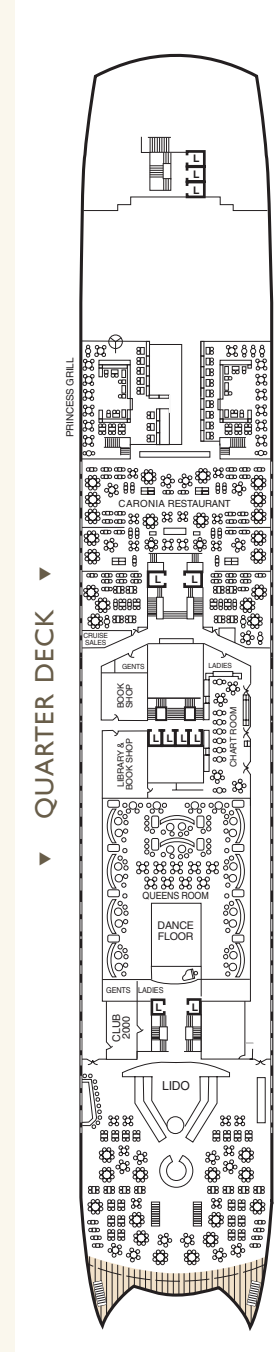


▼ SUN DECK ▼

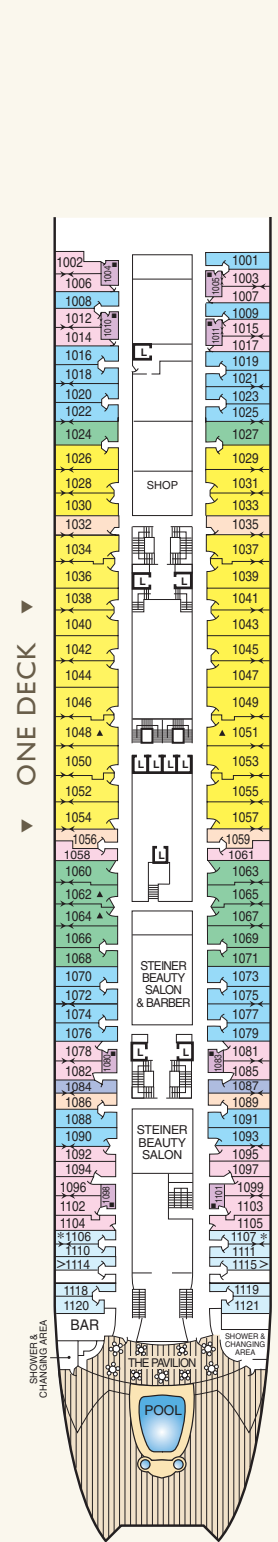
▼ BOAT DECK ▼



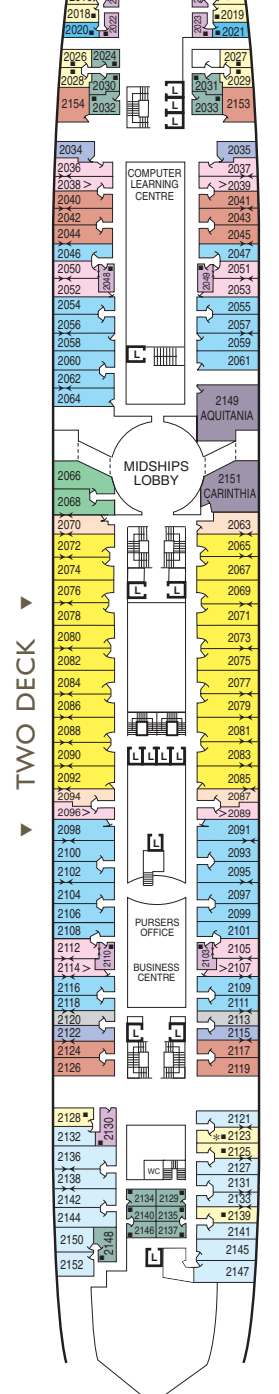
▼ UPPER DECK ▼



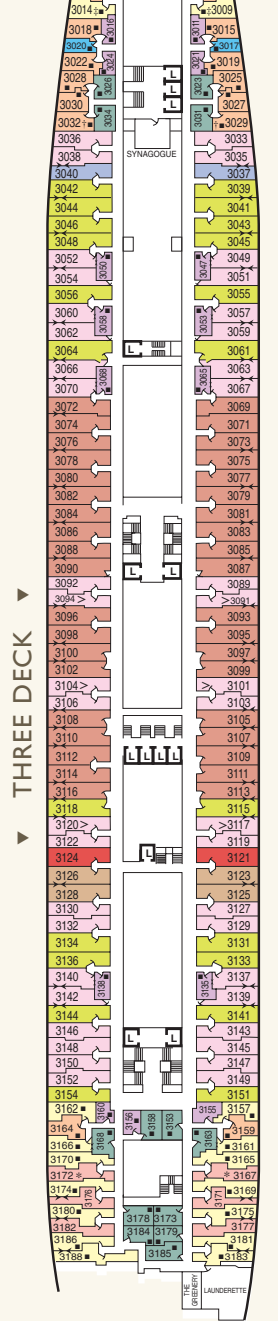
▼ QUARTER DECK ▼



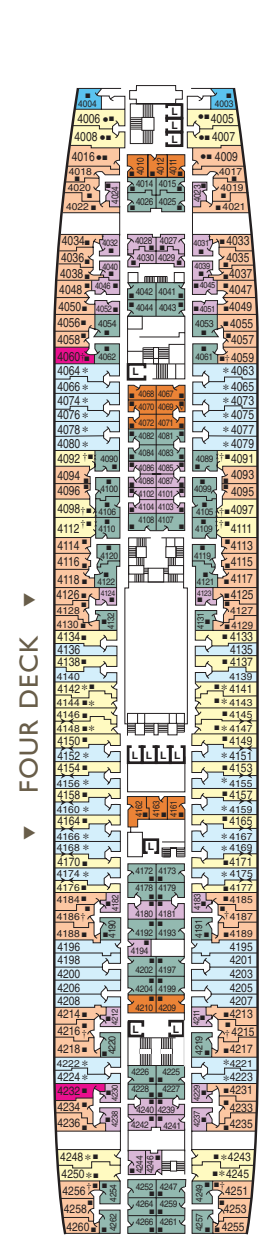
▼ ONE DECK ▼



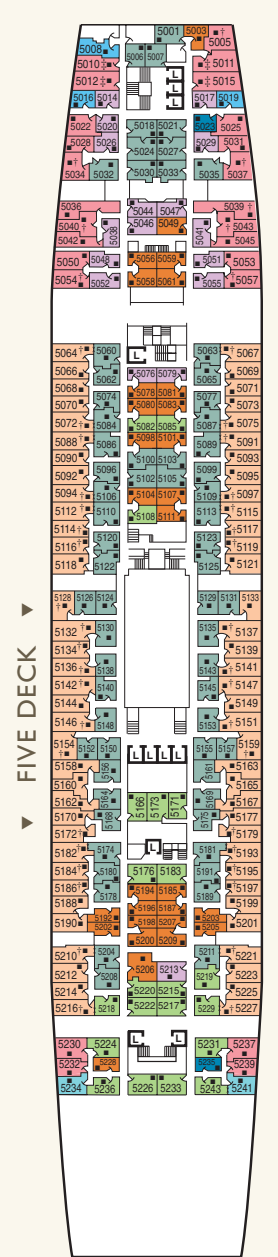
▼ TWO DECK ▼



▼ THREE DECK ▼

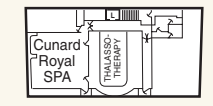


▼ FOUR DECK ▼

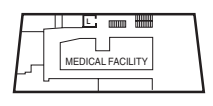


▼ FIVE DECK ▼

▼ SIX DECK ▼
F Stairway



▼ SIX DECK ▼
C Stairway



▼ SEVEN DECK ▼
C Stairway

