


Coral Princess®

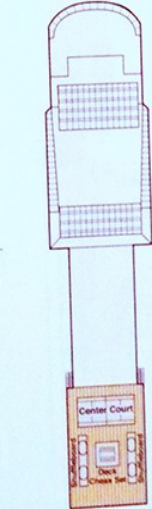
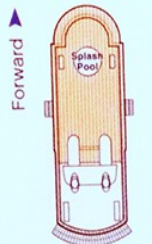
Passenger Capacity: 1,974
 Length: 965 ft.
 Gross Tonnage: 91,627
 Inaugural Cruise: January 3, 2003
 Christened by: Mireya Moscoso, President of Panama



◀ Aft


Forward ▶

Sports 16

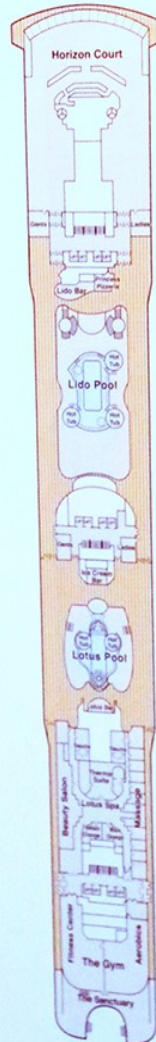


▶ Aft

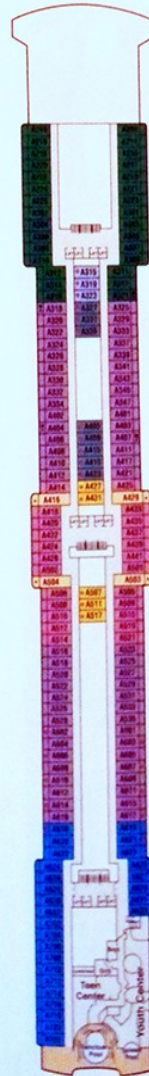
Sun 15



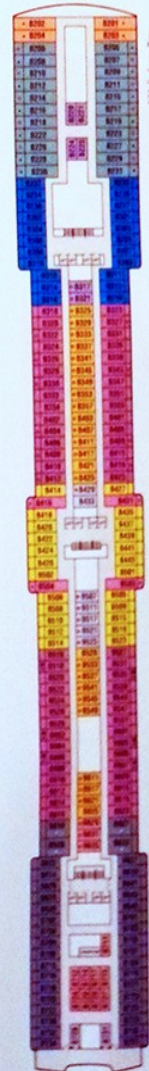
Lido 14



Aloha 12



Baja 11



Stateroom Description

SUITE

- Premium suite Mid-ship (Dolphin)
- Vista suite Aft (Caribe, Dolphin)

MINI-SUITE

- Mid-ship (Baja, Caribe, Dolphin)
- Mid-forward, Mid-aft (Dolphin), Mid-ship (Aloha)
- Aft (Caribe, Dolphin)
- Forward (Baja, Caribe, Dolphin)
- No balcony Forward (Baja, Caribe)

BALCONY

- Premium Mid-ship (Caribe)
- Premium Mid-forward, Mid-Aft (Caribe)
- Mid-ship (Baja, Caribe, Dolphin)
- Mid-forward, Mid-aft (Baja), Mid-ship (Aloha)

BALCONY (CONT.)

- BC Mid-forward, Mid-aft (Aloha)
- BD Aft (Baja, Caribe, Dolphin)
- BF Forward (Baja, Caribe, Dolphin), Aft (Aloha, Emerald)
- BF Forward (Aloha, Emerald)
- BY Obstructed view Forward (Dolphin)
- BZ Obstructed view Forward (Emerald)

OCEANVIEW

- OF Premium Forward (Dolphin)
- OF Premium Forward (Emerald)
- OF Mid-ship (Fiesta, Plaza)
- OF Mid-aft (Fiesta, Plaza)
- OF Aft (Baja)
- OF Aft (Emerald, Plaza)

OCEANVIEW (CONT.)

- OF Obstructed view Mid-ship (Emerald)
- OF Obstructed view Mid-forward, Mid-aft (Emerald)
- OF Obstructed view Aft (Emerald)
- OF Obstructed view Forward (Emerald)

INTERIOR

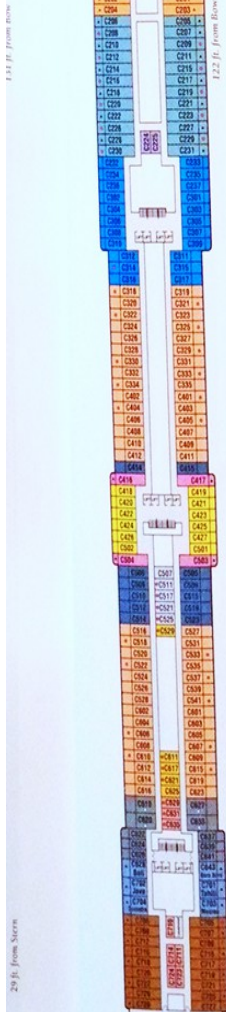
- IA Mid-ship (Baja, Caribe)
- IB Mid-forward, Mid-aft (Baja, Caribe), Mid-ship (Aloha, Plaza)
- IC Mid-forward, Mid-aft (Aloha, Plaza)
- ID Aft (Baja, Caribe, Dolphin)
- IE Forward (Baja, Caribe), Aft (Emerald, Plaza)
- IF Forward (Aloha)

- * Will accommodate third and fourth person
- * Will accommodate third person
- * Wheelchair-accessible staterooms are configured with shower only
- * Will accommodate a rollaway

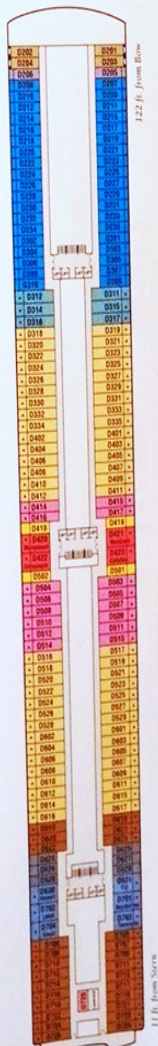
Note: Some areas of the ship are not accessible to wheelchairs and scooters. Distances shown are from the bow (forward) or stern (aft) to the nearest stateroom.

Most interior stateroom entrances face the starboard side of the ship. Stateroom views are considered unobstructed unless noted otherwise. Obstructions do not include certain nautical items like handrails, dividers or ship hardware. For balcony staterooms, the view is determined from the perspective of the balcony railing. Balconies may have either solid steel or toughened glass railing. Call 1-800-774-6237 for more information.

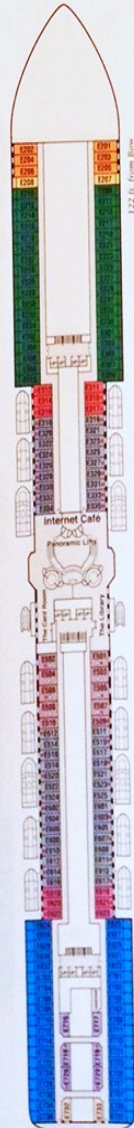
Caribe 10



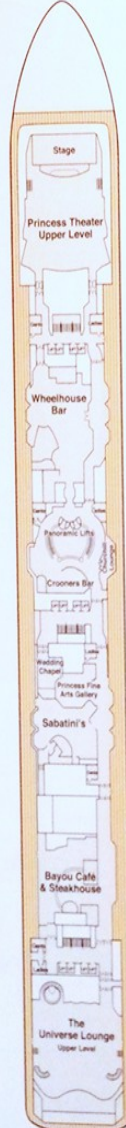
Dolphin 9



Emerald 8



Promenade 7



Fiesta 6



Plaza 5

